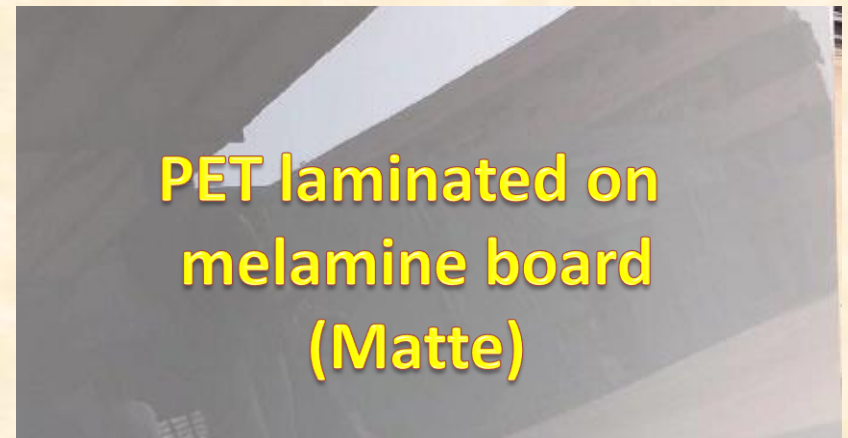


Part 1--PET High Glossy board Forming

If someone asks, what is the most popular new product in these year's building materials exhibition?

I must have told him it was - Pet high gloss Lamination board



Above is PET Lamination sample whatever it is transparent or Matte , do for what you want.

Part 2--PET material summary

PET is non-toxic, tasteless, safe and healthy material, which widely use in our daily life, for example: preservative film often used in the kitchen, high-end drinking bottle in shopping malls, pacifier bottles for baby milk etc.....

it is one kinds of Environmental protection materials.

PET application



Part 3--High glossy board application



Part 4---Four Element for PET High glossy board 1 of 2



**High gloss
PET**

- ◆ Choose good quality PET supplier
<http://www.tianantech.com/CN/Default.aspx>



**PUR holt
Melt glue**

- ◆ Choose excellent brand of PUR supplier
<http://www.kleiberit.com>



**Flatbed
Board**

- ◆ Choose Flatbed & high quality plate
<https://www.hkxbjt.com>

Part 4---Four Element for PET High glossy board 2 of 2



- ◆ Focus on PET Lamination machine design with Manufacturing
- ◆ Lamination Expert Solution to support your business
- ◆ Excellent process quality control




Official website:

[http:// www.hessan-mc.com](http://www.hessan-mc.com)

<https://gzshunen.en.alibaba.com>

Part 5--PET High glossy plate making process

STEP 1 Dust cleaning



1. Duster

STEP 2 Board pre-heating




2. Oven

STEP 3 PUR spreading




**3. Glue
spreader by 3
rollers**

STEP 4 Lamination



**4. Lamination
rollers**

STEP 5 Glossy Plate output



**5. Lamination
Hi glossy
sample**

Part 6--PET Lamination Line photo (roller material)

